

SERVICE



LETTER

Service Letter Number 426

June 26, 1964

SUBJECT: Crankshaft Propeller Flange Inspection, per Lycoming Service Bulletin No. 300 and

Inspection of Propeller Blades, per Hartzell Bulletin No. 86 (Revised June 17, 1964)

MODELS AFFECTED: PA-30 Twin Comanches as follows:

Both engines -- serials 30-1 to 30-276 incl., 30-280, 30-282, 30-284, 30-286 to 30-289 incl.

Right engine only -- serials 30-290 and 30-304

Left engine only -- serials 30-277, 30-278, 30-281, 30-283, 30-285, 30-291, 30-293, 30-301 and 30-302

COMPLIANCE DATE: Initial inspection within next 10 hours flying time but not later than July 15, 1964.

The aircraft indicated by the above serial numbers must be inspected in accordance with the procedure outlined in Lycoming Service Bulletin No. 300.

Prior to the removal of the propellers in compliance with the above, the propeller blades should be inspected in accordance with Hartzell Bulletin No. 86. If no movement of the propeller blade is noted, further action with regard to Hartzell Service Bulletin No. 86 is not required.

NOTE

Compliance with the inspection above will not be required on those aircraft that have been inspected on June 12, 1964 or after for cracks in the crankshaft propeller flange.

However, the inspection called for on the Hartzell Bulletin Number 86 (Revised June 17, 1964) should be performed on all affected aircraft.

(Over)

PIPER AIRCRAFT CORPORATION, LOCK HAVEN, PA., U. S. A.

Service Letter No. 426

(2)

June 26, 1964

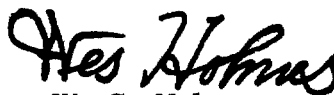
IMPORTANT

Violent maneuvers or maneuvers other than those listed in the flight manual must be avoided. If any prohibited maneuvers are performed, the crankshaft flanges must be inspected immediately by portable magnetic particle test equipment or equivalent.

A Warranty and Credit Claim may be submitted to Piper Aircraft Corporation in the amount of \$36.00 where inspection is required on both engines. Where inspection is required on one engine the amount of \$18.00 shall be submitted.

Very truly yours,

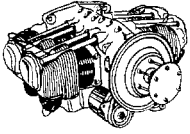
PIPER AIRCRAFT CORPORATION

A handwritten signature in black ink, appearing to read "Wes Holmes". The signature is written in a cursive, slightly slanted style.

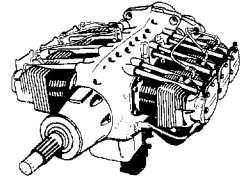
W. C. Holmes
Service Manager

WCH/ejw

Enclosure: Lycoming Service Bulletin No. 300 incorporating Hartzell Bulletin Number 86 (Revised June 17, 1964)



LYCOMING



SERVICE BULLETIN

LYCOMING DIVISION



WILLIAMSPORT, PA., U.S.A.

- DATE: November 2, 1964 Service Bulletin No. 300A
Approved by FAA
- SUBJECT: Crankshaft Propeller Flange Inspection
- MODELS AFFECTED: All Model IO-320-B1A Engines installed in Piper Model PA-30 Twin Comanche Aircraft
- TIME OF COMPLIANCE: I Following any flight involving prohibited aircraft maneuvers, inspect crankshaft flanges in accordance with section 2.
- II Engines with more than 50 hours service time prior to the date of this bulletin must have crankshaft inspected in accordance with section 3 below at first engine overhaul not to exceed 1200 hours total service time.
- III Engines with less than 50 hours since new prior to the date of this bulletin need not comply with the 1200 hour time compliance provided flight recommendations have been observed.

Extensive testing and field inspection reports that followed release of Service Bulletin No. 300 and FAA Airworthiness Directive 64-15-5 show that IO-320-B1A engines manufactured with lightening holes in the crankshaft propeller mounting flange are satisfactory and normal service life can be expected if the following precautionary measures are observed.

Tests prove that both the crankshafts with the lightening holes and revised crankshafts which eliminate the lightening holes beginning with engine Serial No. 681-55 and up are subject to certain flight restrictions in order to obtain maximum safety of flight and infinite crankshaft service life. High internal stresses can be accumulated in the area of the propeller mounting components whenever power-on stalls are performed at engine speeds above 2150 RPM. In addition, tests indicate that aircraft yaws which are performed excessively fast by applying rapid full left and full right hand rudder consecutively will create high stresses from gyroscopic action.

1. To prevent possible damage to either type crankshaft presently used in service, the following is recommended during the practice and/or demonstration of aircraft maneuvers.

a. All maneuvers approved for normal category aircraft operation can be performed.

b. For demonstrating and/or practicing power-on stalls, use engine speeds 2100 RPM or below.

c. Avoid violent maneuvers not approved for normal category aircraft.

2. Inspection required before next flight following inadvertent maneuvers which are prohibited.

a. Remove the propeller and starter ring gear from the mounting flange of the engine and examine the entire area of the crankshaft flange from the crankshaft seal forward for evidence of cracks. Use a magnifying glass of approximately 10 power and adequate lighting for this purpose or portable magnetic particle test equipment. Pay particular attention to the flange area and fillet radius on rear face of propeller flange. See accompanying illustrations for possible location of where cracks might appear and type of structural damage which can occur. Because of machining marks, the factory does not recommend using dye penetrant for this inspection. Further flight with a cracked propeller flange is not permissible.

b. Record accomplishment of inspections in engine log book.




Figure 1. Rear View of Propeller Mounting Flange Showing Area of Lightening Holes.

3. Crankshaft inspection at first engine overhaul not to exceed 1200 hours total time in service.

a. During magnetic particle inspection, particular care should be taken to examine the propeller flange area in the large fillet radius tangent to the crankshaft in addition to the normal flange and shaft areas for possible cracks or other evidence which indicates bending.

b. Report immediately to the factory any crankshafts which fail to meet inspection standards in this area.

c. Crankshafts which conform to inspection standards at first overhaul can be returned to service.




Figure 2. 10X magnified view showing appearance of area cracked due to abnormal loading imposed on the propeller flange during periods of unauthorized maneuvers.

NOTE

This bulletin supersedes and voids any further compliance with Service Bulletin No. 300.